

Tough Panel™

Unique Features

Smart
"Built like a Tank"



Drop-in, Plug-n-Play Replacement for those Obsolete and feature-limited Touchpanels

Toughpanels offer Drop-in replacement for Allen Bradley Panelview and Panelview Plus, General Electric's Quickpanels and equivalent GP series touchpanels from Proface. Program conversion is cost minimal. Panel cut-out and external dimensions are identical. Input/Output wiring is the same. All Toughpanels have flat panel LCD display. **In addition Toughpanels have many more advanced features such as PC like graphics, flash modules for program storage, recipe and advanced alarm capability, Remote NetView and Control, Data Acquisition and storage, Unicode implementation, Super fast response to touch input, Project upgrade utility, Multi-state indicators, 4000 symbol library, bitmap buttons, dual drivers, scripting, SPC, visibility control of objects, your choice of operating system, database management, syntax checking, On-Line Edit, On-Screen Recipe Edit and many many more....**





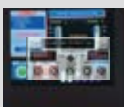


















Implementation Cost

You will be pleasantly surprised to find out that Toughpanels with all these additional features not only costs less, the cost of project conversion is minimal. Whereas typical outside services charge thousands of dollars for redevelopment of project screens, Uticor can do the same at minimal cost.

Competitor's Panel	Toughpanel
AB PanelView - 5", PV550	Toughpanel, 6" TFT Color
GE Quickpanel - 6", QP Jr. Monochrome	Toughpanel, 6" TFT Color
GE Quickpanel - 6", QP Jr. STN or TFTColor	Toughpanel, 6" TFT Color
AB PanelView - 6", PV600 Monochrome	Toughpanel, 6" TFT Color
AB PanelView - 6", PV600 STN Color	Toughpanel, 6" TFT Color
AB PanelView Plus - 7", PVPlus700 TFT Color	Toughpanel, 6" TFT Color/PV700
GE Quickpanel - 9"	Toughpanel, 8" TFT Color
AB PanelView - 9", PV900 Monochrome	Toughpanel, 10.4" TFT Color
GE Quickpanel - 10" Mono, STN or TFT Color	Toughpanel, 10.4" TFT Color
AB- PanelView Plus - 10", PVPlus1000 TFT Color	Toughpanel, 10.4" TFT Color
AB PanelView - 10", PV1000, PV1000E TFT Color	Toughpanel, 10.4" TFT Color/PV1000
AB PanelView E - 12", PV1200, PV1200E CRT Monochrome	Toughpanel, 10.4" TFT Color/PV1200
AB PanelView E - 14", PV1400E CRT Monochrome	Toughpanel, 15" TFT Color
AB PanelView Plus - 15", PVPlus1500 TFT Color	Toughpanel, 15" TFT Color

Tough Panel™

Uticor Drop-in Replacement Selection

Allen Bradley Panels	GE Quick Panels	Uticor Toughpanels
 PV550 6" STN Color		 UTP-06TC-X-A
 PV600 6" STN Color	 QP 6" Monochrome or Color Series	 UTP-06TC-X-A
 PVPlus 700 7" TFT Color		 UTP-06TC-X-A-PVP700
	 QP 9" EL/Monochrome	 UTP-08TC-X-A
 PV 900 9" EL & Color		 UTP-10TC-X-A
 PV 1000 & 1000E 10" TFT		 UTP-10TC-X-A-PV1000
 PVPlus 1000 10" TFT Color	 QP 10" Series	 UTP-10TC-X-A
 PV 1200 12" CRT		 UTP-10TC-X-A-PV1200
 PV 1400E 14" CRT		 UTP-15TC-X-A
 PVPlus 1500 15" TFT		 UTP-15TC-X-A